



Front/Carcase	Colour code
Alpine white	A9L82



Alpine white

■ See rauch ORANGE ACCESSORIES 1.0 for robe accessories.

Supplier: Rauch Möbelwerke GmbH

Quality features

rauch ORANGE



Interior colour
Texline
colour



EASY
SLIDE

Metal guide
rails



Drawers
on silent
ball-bearing
runners



Optional
dampers for
hinged and
sliding doors



The following space is required to mount the wardrobe:
wardrobe height + min. 15 cm,
wardrobe width + min. 15 cm on each side.



For extras, see
rauch ORANGE
Accessories 1.1.

Timeless
look

Attractive
front designs

Durable
product
quality

Excellent
furniture fit-
tings

comprehen-
sive acces-
sories

Quality and material



10 years rauch manufacturer's warranty.
Warranty terms and conditions on rauchmoebel.com/garantie and in information enclosed with the product.



Colour
Furniture with colour finish has an evenly attractive, hard-wearing surface.



Load-bearing capacity
The load limits for all furniture and extras can be found in the load table at: <https://qrco.de/rauch-belastungstabelle>



Raw materials from nature
In the production of the wood-based materials for our furniture, we rely exclusively on uncontaminated, fresh weak and storm wood from local, sustainable forestry operations. Strict tests by neutral institutes continuously confirm the safety of materials and processes.



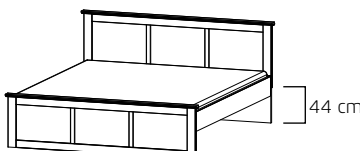
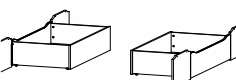
The „Blue Angel“
The German government's eco-label for low-emission furniture that is harmless to health. Articles covered with textiles or artificial leather are excluded.




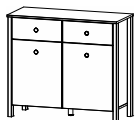
Award-winning and certified



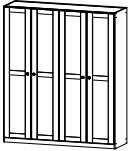
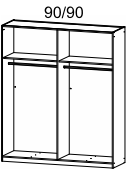
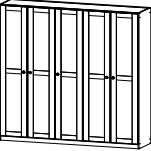

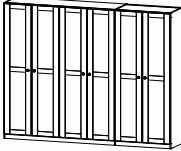
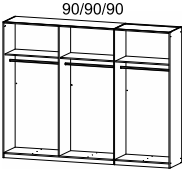
Front/Carcase	Colour code
Alpine white	A9L82


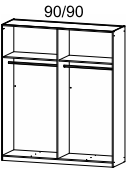
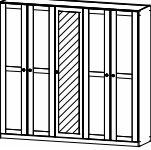


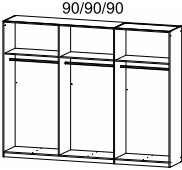
BEDS		Bed with open foot section.			
<ul style="list-style-type: none"> Bed side height = 44 cm Slatted frame can be adjusted to 3 different heights Inlet depths (Upper edge of bed side to support height): <ul style="list-style-type: none"> - 10,2 cm - 11,8 cm 					
		bed			
		160/200 ↔168 cm †94 cm ↗212 cm BG 60			
		180/200 ↔188 cm †94 cm ↗212 cm BG 80			
Article	Price	80AC			


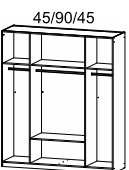

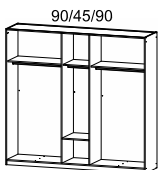

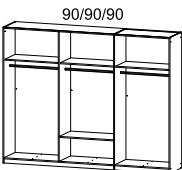
BEDS		Bed with open foot section.			
<ul style="list-style-type: none"> Bed side height = 44 cm Slatted frame can be adjusted to 3 different heights Inlet depths (Upper edge of bed side to support height): <ul style="list-style-type: none"> - 10,2 cm - 11,8 cm 					
			bed	pair of bedding boxes	
			160/200 ↔168 cm †94 cm ↗212 cm BG 60		
		180/200 ↔188 cm †94 cm ↗212 cm BG 80	↔59 cm †28 cm ↗201 cm		
Article	Price	80AD	993V		

MATCHING PIECES								
								
					bedside table	bedside tables, pair	chest	chest
					2 drawers	2 drawers	4 drawers	2-door, 2 drawers
	↔47 cm †44 cm ↗40 cm	↔47 cm †44 cm ↗40 cm	↔54 cm †89 cm ↗42 cm	↔100 cm †89 cm ↗42 cm				
Article	Price	67R1	67R2	65M6	65M8			

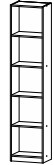
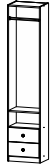

Front/Carcase	Colour code
Alpine white	A9L82

WARDROBES		Hinged door wardrobes with cornice.							
See rauch ORANGE ACCESSORIES 1.0 for robe accessories.									
							hinged door wardrobe	hinged door wardrobe	hinged door wardrobe
							4-door, with cornice	5-door, with cornice	6-door, with cornice
							↔181 cm †212 cm ↗58 cm	↔226 cm †212 cm ↗58 cm	↔271 cm †212 cm ↗54 cm
Article	Price	086J	086K	0W31					

WARDROBES		Hinged door wardrobes with cornice.							
See rauch ORANGE ACCESSORIES 1.0 for robe accessories.									
							hinged door wardrobe	hinged door wardrobe	hinged door wardrobe
							with cornice	5-door, 1 mirror door, with cornice, mirror/glass partially laid out	6-door, 2 mirror doors, with cornice, mirror/glass partially laid out
							↔181 cm †212 cm ↗58 cm	↔226 cm †212 cm ↗56 cm	↔271 cm †212 cm ↗54 cm
Article	Price	0857	0858	0W32					

WARDROBES		Hinged door wardrobes with cornice.							
See rauch ORANGE ACCESSORIES 1.0 for robe accessories.									
							hinged door wardrobe	hinged door wardrobe	hinged door wardrobe
							4-door, 2 mirror doors, 2 drawers, with cornice, mirror/glass partially laid out	5-door, 1 mirror door, 2 drawers, with cornice, mirror/glass partially laid out	6-door, 2 mirror doors, 2 drawers, with cornice, mirror/glass partially laid out
							↔181 cm †212 cm ↗56 cm	↔226 cm †212 cm ↗56 cm	↔271 cm †212 cm ↗54 cm
Article	Price	0867	0868	0W33					

Front/Carcase	Colour code
Alpine white	A9L82

WARDROBES		Shelf units for placing at side of hinged door wardrobes.		
				
	shelf unit with 5 shelves ↔47 cm †210 cm ↗32 cm	shelf unit 2 drawers, with niche and hanging rail ↔47 cm †210 cm ↗34 cm	shelf unit 6 drawers, with 3 shelves ↔47 cm †210 cm ↗34 cm	
Article	Price	8452	8454	8455

Article				

Artikel				

