




Front/Carcase	Colour code
	Applications Metallic grey
Alpine white	A9N35
Artisan oak colour	AG801



Alpine white



Artisan oak colour



Metallic grey



Aluminium-coloured
handles/handle strips

Quality features

rauch BLUE

MH
Möbelhaus
Mobilizați casa cu stil!

rauch
BLUE



Interior colour
Texline
colour



Metal guide
rails,
rauch EASY
SLIDE




Drawers
on silent
ball-bearing
runners



Optional
dampers for
hinged and
sliding doors



The following space is required to mount the wardrobe:
wardrobe height + min. 15 cm,
wardrobe width + min. 15 cm on each side.



For extras, see
rauch BLUE
Accessories
2.0.

Top work-
manship

Proven
fittings
technology

Easy to
assemble

Practical
accessories

Material information



Colour

Furniture with colour finish has an evenly attractive, hard-wearing surface.



Load-bearing capacity

The load limits for all furniture and extras can be found in the load table at:
<https://qrco.de/rauch-belastungstabelle>



Raw materials from nature

In the production of the wood-based materials for our furniture, we rely exclusively on uncontaminated, fresh weak and storm wood from local, sustainable forestry operations. Strict tests by neutral institutes continuously confirm the safety of materials and processes.



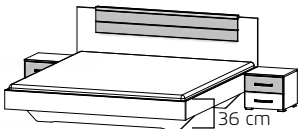

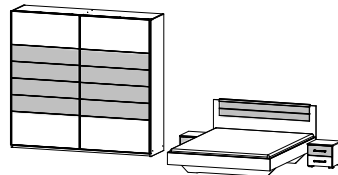
The „Blue Angel“





The German government's eco-label for low-emission furniture that is harmless to health. Articles covered with textiles or artificial leather are excluded.



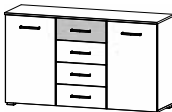
Award-winning and certified



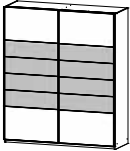
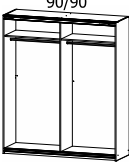
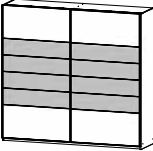
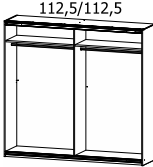
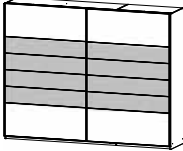
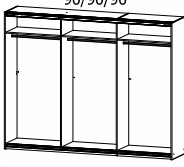
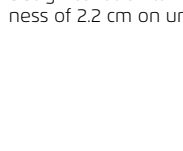
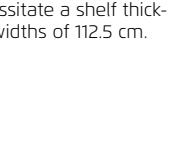
Front/Carcase	Colour code
	Applications Metallic grey
Alpine white	A9N35
Artisan oak colour	AG801

BEDS		Combination consisting of bed and 2 bedside tables. Top drawers in application colour.		
<ul style="list-style-type: none"> Bed side height = 36 cm Slatted frame can be adjusted to 3 different heights Inlet depths (Upper edge of bed side to support height): 8,0 cm 9,6 cm 				
	bed combination		bedding box on rollers	
	160/200 ↔ 245 cm ‡85 cm ↗206 cm BG 60			
	180/200 ↔ 265 cm ‡85 cm ↗206 cm BG 80		↔ 59 cm ‡16 cm ↗108 cm	
Article	Price	064R	9901	
				bedroom
				180/200 BG 80
				0T20

MATCHING PIECES		Top drawers in application colour.		
				
	bedside table		chest	chest
	2 drawers		4 drawers	2-door
	↔ 40 cm ‡36 cm ↗40 cm		↔ 47 cm ‡81 cm ↗42 cm	↔ 93 cm ‡81 cm ↗42 cm
Article	Price	61F5	61F6	639F
			637F	

MATCHING PIECES		Top drawers in application colour.		
				
	chest		chest	
	5 drawers		1-door, hinged right, 4 drawers	
	↔ 93 cm ‡81 cm ↗42 cm		2-door, 4 drawers	
Article	Price	639C	66T4	674B

Front/Carcase	Colour code
	Applications Metallic grey
Alpine white	A9N35
Artisan oak colour	AG801

WARDROBES					
See rauch BLUE Accessories 2.0 for wardrobe accessories.					
					
					
					
				sliding door wardrobe	sliding door wardrobe
				2-door	2-door
				↔181 cm ‡210 cm ↗62 cm	↔226 cm ‡210 cm ↗62 cm
Article		Price	4801	4854	4859

Design constraints necessitate a shelf thickness of 2.2 cm on unit widths of 112.5 cm.